

31 Mar 2025

## Objectives and policy

The Portfolio aims to provide capital growth and income by investing in a diversified range of assets and markets worldwide. The Portfolio is benchmarked against the IA Mixed Investment 0-35% Shares sector.

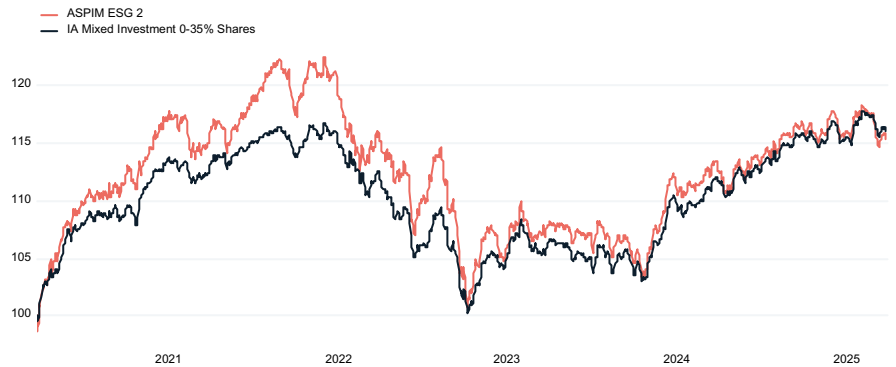
## Portfolio characteristics

Comparator benchmark	IA Mixed Investment 0-35% Shares
Investment Time Horizon	10-15 years. Minimum suggested investment term is five years.
Risk profile	Low risk
DFM fee	0.25%
Ongoing costs* (inc. DFM fee)	0.61%
MiFID cost	0.03%
Historical yield	2.46%
Total number of holdings (ex cash)	14
Annualised Volatility	7.63%
Model launch date	01 Jan 2020

## Ratings & awards



## 5 year performance %



Source: FactSet, net of investment management fee

## Cumulative performance %

Time Period	1m	3m	6m	1 year	3 years	5 years
ASPIM ESG 2	-2.12	-0.63	-1.26	1.41	-0.80	15.09
IA Mixed Investment 0-35% Shares	-1.27	0.53	0.19	3.43	3.09	15.93

Source: FactSet, net of investment management fee

## Discrete performance %

	Mar 24 - Mar 25	Mar 23 - Mar 24	Mar 22 - Mar 23	Mar 21 - Mar 22	Mar 20 - Mar 21
ASPIM ESG 2	1.41	5.38	-7.17	1.09	14.77
IA Mixed Investment 0-35% Shares	3.43	5.85	-5.84	0.21	12.22

Source: FactSet, net of investment management fee

## Top 10 performance contributors over 1 year

31 Mar 2025

Investment	Contribution
Vanguard Global Bond Index Hedged Acc GBP	0.85%
abrdn Global Government Bond Tracker B Acc	0.48%
BlueBay Global High Yield ESG Bond S Acc GBP	0.42%
Rathbone Ethical Bond Fund I Acc GBP	0.23%
abrdn Short Dated Global Inflation-Linked Bond Tracker B Acc	0.18%
Royal London Ethical Bond M Acc	0.11%
Royal London Sustainable Leaders Trust C Acc	0.11%
Vanguard Global Short-Term Bond Index Hedged Acc GBP	0.10%
Amundi Index MSCI Europe SRI PAB IG GBP	0.08%
L&G All Stocks Gilt Index Trust I Acc	0.06%

Source: FactSet

### Capital at risk. Past performance is not a guide to future performance.

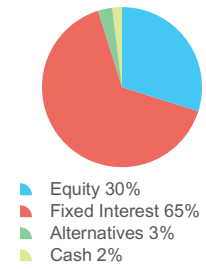
The value of investments and any income from them can fall, this may in part be due to currency exchange rate fluctuations. Investors may get back less than invested.

Chart data correct as of 31 Mar 2025

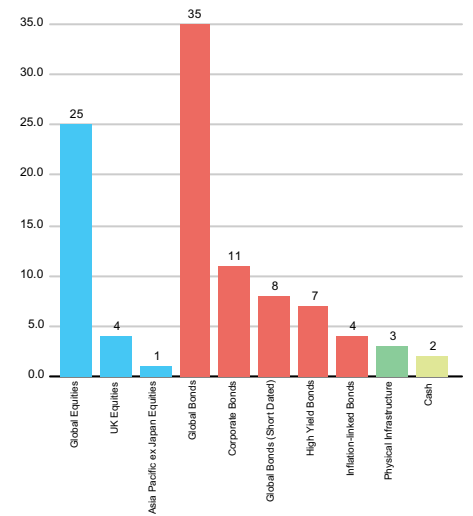
## Portfolio holdings and sector breakdown %

Holdings	Sector	%
Vanguard Global Bond Index Hedged Acc GBP	Global Bonds	25.00
abrdrn Global Government Bond Tracker B Acc	Global Bonds	10.00
Royal London Global Sustainable Equity Z Acc	Global Equities	10.00
Vanguard ESG Developed World All Cap Equity Index Acc GBP	Global Equities	10.00
Vanguard Global Short-Term Bond Index Hedged Acc GBP	Global Bonds (Short Dated)	8.00
BlueBay Global High Yield ESG Bond S Acc GBP	High Yield Bonds	7.00
Rathbone Ethical Bond Fund I Acc GBP	Corporate Bonds	7.00
Janus Henderson Global Sustainable Equity I Acc	Global Equities	5.00
abrdrn Short Dated Global Inflation-Linked Bond Tracker B Acc	Inflation-linked Bonds	4.00
Royal London Sustainable Leaders Trust C Acc	UK Equities	4.00
Royal London Sustainable Short Duration Corporate Bond M Acc	Corporate Bonds	4.00
M&G Global Listed Infrastructure PP Acc GBP	Physical Infrastructure	3.00
Amundi Index MSCI Pacific ex Japan SRI PAB IG GBP	Asia Pacific ex Japan Equities	1.00
Cash	Cash	1.00
Royal London Short Term Money Market Y Acc	Cash	1.00

## Asset allocation



## Sector breakdown %



## Important information and risk warnings

The performance shown on this factsheet represents that of a model provided by Atlantic House Investments to its client the financial adviser. It should be taken as illustrative. To understand the performance achieved by an individual client the right source of information is the specific investment platform that produces the individual client valuation. This is because the exact replication of the portfolio across platforms, and how charges are levied, may vary and the platforms themselves are best placed to ensure that additional costs such as advisory and platform fees are properly included. This enables the investor to understand the individual cost of ownership and the specific fair value of the proposition to the individual client. The model launch date refers to the date this specific branded portfolio was launched on investment platform(s). Performance shown prior to this date is that of the investment strategy deployed by Albemarle Street Partners in an equivalent model of this risk profile. This performance should be taken as illustrative only.

Where the portfolio owns funds managed by Atlantic House Investments within the portfolio clients should be aware that a separate fee may be earned by the investment manager for the management of these funds. The performance may include a period of performance achieved by the equivalent portfolio prior to this branded portfolio being offered.

\*The ongoing cost figure represents the cost of the management of the portfolio including underlying fund ongoing charges and discretionary management charge. Funds can also experience other costs associated with trading the underlying securities which may be disclosed separately on valuations. These are estimates however and no additional fee is earned in association with these charges. The source of this data is FactSet.

### Key risks

It is the responsibility of the adviser to select the correct model appropriate for the client's time horizon and objective. Financial advisers must satisfy themselves that the funds' current asset allocations reflect the risk/return expectations of the funds when mapped. Albemarle's model portfolios are mapped against a selection of third-party risk profiling tools to aid advisers as part of suitability assessments for clients. The methodology and results of third-party risk profiling tools are not undertaken by Albemarle Street Partners.

### Low Risk

This would be appropriate for an investor who is willing to take limited risk, where capital preservation is at the forefront of the investment strategy. The investor is willing to accept modest fluctuations in the value of their portfolio over the long-term.

© 2025 ASPIM All Rights Reserved. For the avoidance of doubt the discretionary fund manager of this portfolio is Atlantic House Investments Limited \*The ongoing cost figure represents the cost of the management of the portfolio including underlying fund ongoing charges and discretionary management charge. Funds can also experience other costs associated with trading the underlying securities which may be disclosed separately on valuations. These are estimates however and no additional fee is earned in association with these charges. The source of this data is Factset. Fund performance is calculated bid to bid net of all charges with income reinvested at the payment date. The source for the performance data from inception until 1st October 2023 is Bloomberg, with anything following this date provided by Factset. Past performance is not a guide to future performance. The value of investments and any income from them can fall and you may get back less than you invested. (1) The information, data, analyses, and opinions contained herein (2) include the proprietary information of Albemarle Street Partners, (3) may not be copied or redistributed without prior permission (4) do not constitute investment advice offered by Albemarle Street Partners or any associated parties (5) are provided solely for informational purposes and therefore are not an offer to buy or sell a security, and (6) are not warranted to be correct, complete, or accurate. Albemarle Street Partners shall not be responsible for any trading decisions, damages, or other losses resulting from, or related to, this information, data, analyses, or opinions or their use. (7) is intended for use by professional investors only. (8) ©Albemarle Street Partners 2025. All rights reserved. Albemarle Street Partners is a trading name of Atlantic House Investments Limited (AHI). AHI is a Private Limited Company registered in England and Wales. Registration Number: 11962808. Registered Office address: One Eleven, Edmund Street, Birmingham, West Midlands, B3 2HJ. Trading address: 135 Bishopsgate, London, EC2M 3TP. Authorised and regulated by the Financial Conduct Authority. FRN 931264.