

31 May 2024

## Objectives and policy

The Portfolio aims to provide capital growth and income by investing in a diversified range of assets and markets worldwide. The Portfolio is benchmarked against the IA Mixed Investment 40-85% Shares sector.

## Portfolio characteristics

Comparator benchmark	IA Mixed Investment 40-85% Shares
Investment Time Horizon	10-15 years. Minimum suggested investment term is five years.
Ongoing costs*	0.58%
MiFID cost	0.04%
Historical Yield	1.81%
Total number of holdings (ex cash)	17
Launch Date	01 Jun 2015

## Ratings & awards



Risk 1 - 5	4
Risk 1 - 7	6
Risk 1 - 10	8



## Performance since inception %



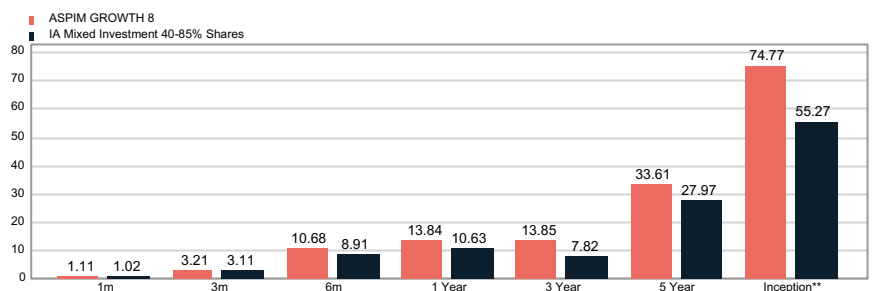
Source: FactSet

## Discrete Performance %

	May 23 to May 24	May 22 to May 23	May 21 to May 22	May 20 to May 21	May 19 to May 20
ASPIM GROWTH 8	13.84	0.69	-0.67	19.74	-1.99
IA Mixed Investment 40-85% Shares	10.63	-1.65	-0.91	17.05	1.39

Source: FactSet

## Performance summary %



Source: FactSet

## Top 5 contributors over 1 year %

Model Security Name	Contribution To Return
5 Highest	10.92
Fidelity Index US P	4.49
HSBC American Index C Acc	3.61
Vanguard FTSE Developed Europe ex-UK Equity Index	1.29
Aegon High Yield Bond B Acc	0.88
Atlantic House Defined Returns B	0.65

## Top 5 detractors over 1 year %

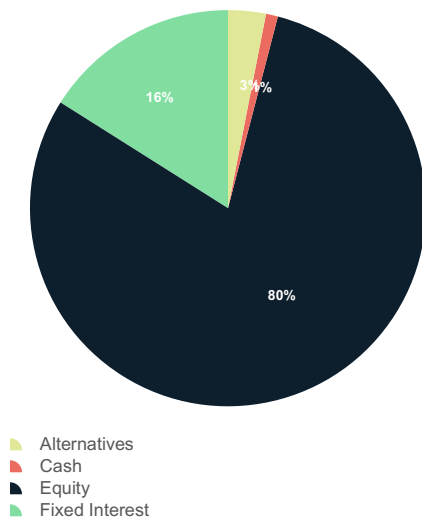
Model Security Name	Contribution To Return
5 Lowest	-0.66
TM CRUX UK Special Situations	-0.07
Royal London International Government Bond	-0.10
T. Rowe Price US Smaller Companies Equity C Acc	-0.13
M&G Global Listed Infrastructure I Acc	-0.16
Fidelity Asian Smaller Companies Y Acc GBP	-0.20

Source: FactSet

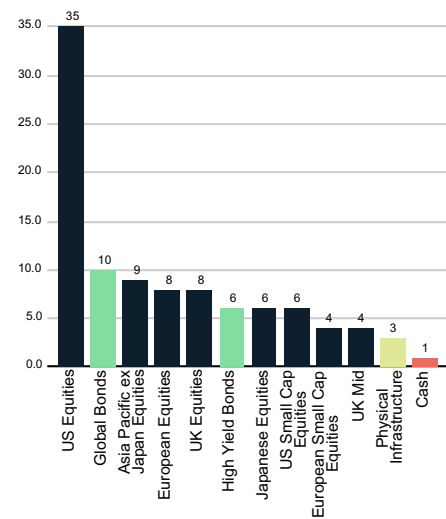
Past performance is not a guide to future performance. The value of investments and any income from them can fall, this may in part be due to currency exchange rate fluctuations. Investors may get back less than invested.

Chart data correct as of 31 May 2024

## Asset allocation %



## Sector breakdown %



## Portfolio holdings and sector breakdown %

Model Security Name	ASPIM Sector	Port. Weight
Aegon High Yield Bond B Acc	High Yield Bonds	6.00
Atlantic House Defined Returns B	UK Equities	6.00
Atlantic House Dynamic Duration Class A Acc GBP	Global Bonds	2.50
Cash	Cash	1.00
Fidelity Asian Smaller Companies Y Acc GBP	Asia Pacific ex Japan Equities	4.00
Fidelity Index US P	US Equities	19.00
HSBC American Index C Acc	US Equities	16.00
HSBC FTSE All Share Index C Acc	UK Equities	2.00
IFSL Marlborough European Special Situations P Inc	European Small Cap Equities	4.00
iShares Continental European Equity Index (UK) D Acc	European Equities	8.00
iShares Japan Equity Index (UK) D Acc	Japanese Equities	3.00
iShares Mid Cap UK Equity Index (UK) D Acc	UK Mid	4.00
L&G Pacific Index Trust I Acc	Asia Pacific ex Japan Equities	1.00
M&G Asian I Acc GBP	Asia Pacific ex Japan Equities	4.00
M&G Global Listed Infrastructure I Acc	Physical Infrastructure	3.00
M&G Japan Smaller Companies I Acc GBP	Japanese Equities	3.00
T. Rowe Price US Smaller Companies Equity C Acc	US Small Cap Equities	6.00
Vanguard Global Bond Index Hedged Acc GBP	Global Bonds	7.50

## Important information and risk warnings

\*The ongoing cost figure represents the cost of the management of the portfolio including underlying fund ongoing charges and discretionary management charge. Funds can also experience other costs associated with trading the underlying securities which may be disclosed separately on valuations. These are estimates however and no additional fee is earned in association with these charges. The source of this data is FactSet.

### Key risks

It is the responsibility of the adviser to select the correct model appropriate for the client's time horizon and objective. Financial advisers must satisfy themselves that the funds' current asset allocations reflect the risk/return expectations of the funds when mapped. Albemarle's model portfolios are mapped against a selection of third-party risk profiling tools to aid advisers as part of suitability assessments for clients. The methodology and results of third-party risk profiling tools are not undertaken by Albemarle Street Partners.

### High Risk

This would be appropriate for an investor who is willing to accept a relatively high risk when investing in the pursuit of greater investment returns. The investor is willing to accept high fluctuations in the value of their portfolio over the long-term.

© 2024 ASPIM All Rights Reserved. For the avoidance of doubt the discretionary fund manager of this portfolio is Atlantic House Investments Limited \*The ongoing cost figure represents the cost of the management of the portfolio including underlying fund ongoing charges and discretionary management charge. Funds can also experience other costs associated with trading the underlying securities which may be disclosed separately on valuations. These are estimates however and no additional fee is earned in association with these charges. The source of this data is Factset. Fund performance is calculated bid to bid net of all charges with income reinvested at the payment date. The source for the performance data from inception until 1st October 2023 is Bloomberg, with anything following this date provided by Factset. Past performance is not a guide to future performance. The value of investments and any income from them can fall and you may get back less than you invested. (1) The information, data, analyses, and opinions contained herein (2) include the proprietary information of Albemarle Street Partners, (3) may not be copied or redistributed without prior permission (4) do not constitute investment advice offered by Albemarle Street Partners or any associated parties (5) are provided solely for informational purposes and therefore are not an offer to buy or sell a security, and (6) are not warranted to be correct, complete, or accurate. Albemarle Street Partners shall not be responsible for any trading decisions, damages, or other losses resulting from, or related to, this information, data, analyses, or opinions or their use. (7) is intended for use by professional investors only. (8) ©Albemarle Street Partners 2024. All rights reserved. Albemarle Street Partners is a trading name of Atlantic House Investments Limited (AHI). AHI is a Private Limited Company registered in England and Wales. Registration Number: 11962808. Registered Office address: One Eleven, Edmund Street, Birmingham, West Midlands, B3 2HJ. Authorised and regulated by the Financial Conduct Authority. FRN 931264.