

31 May 2024

## Objectives and policy

The portfolio aims to provide income by investing in a diversified range of assets and markets worldwide. The portfolio is benchmarked against UK CPI + 3%.

## Portfolio characteristics

Comparator benchmark	UK CPI + 3%
Investment Time Horizon	10-15 years. Minimum suggested investment term is five years.
Ongoing costs*	0.62%
MiFID cost	0.08%
Historical Yield	3.80%
Total number of holdings (ex cash)	17
Launch Date	29 Jan 2021

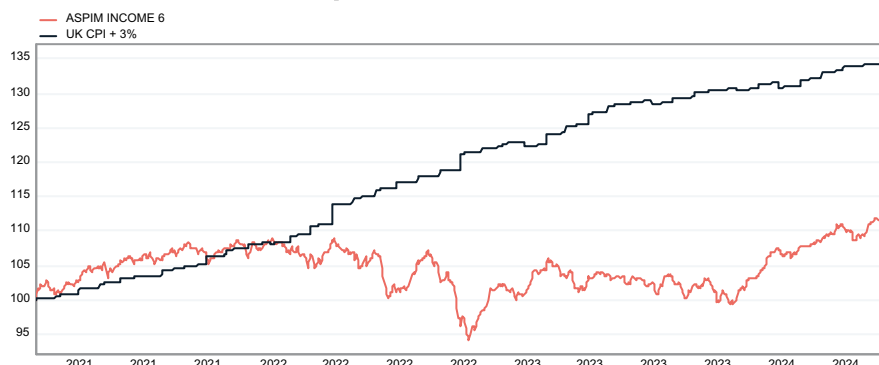
## Ratings & awards



Risk 1 - 5	3
Risk 1 - 7	5
Risk 1 - 10	6



## Performance since inception %



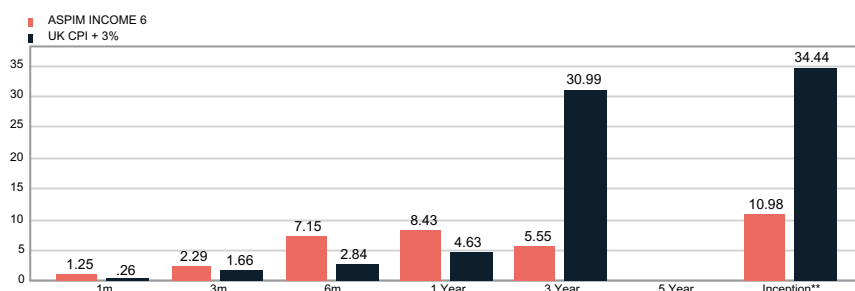
Source: FactSet

## Discrete Performance %

	May 23 to May 24	May 22 to May 23	May 21 to May 22	May 20 to May 21	May 19 to May 20
ASPIM INCOME 6	8.43	-4.23	1.64	--	--
UK CPI + 3%	4.61	11.65	12.14	5.14	3.47

Source: FactSet

## Performance summary %



Source: FactSet

## Top 5 contributors over 1 year %

Model Security Name	Contribution To Return
5 Highest	6.24
Aegon High Yield Bond B Inc	1.69
Man GLG High Yield Opportunities Professional D	1.58
Vanguard FTSE Developed Europe ex-UK Equity Index Inc GBP	1.19
Fidelity Index US P Inc	1.10
Royal London Corporate Bond M Inc	0.67

## Top 5 detractors over 1 year %

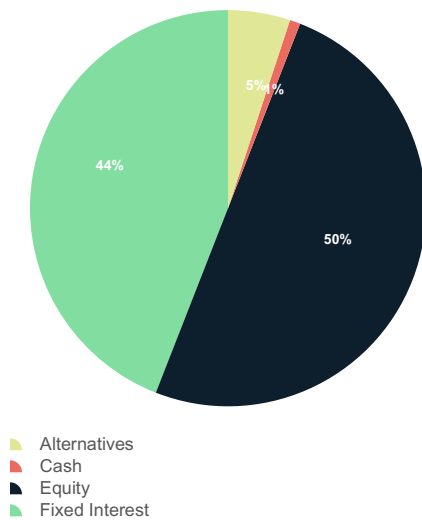
Model Security Name	Contribution To Return
5 Lowest	-1.23
Jupiter Japan Income	-0.09
Aviva Inv Global Equity Income 4	-0.10
L&G Global Infrastructure Index	-0.12
Royal London International Government Bond	-0.32
M&G Global Listed Infrastructure I Inc	-0.61

Source: FactSet

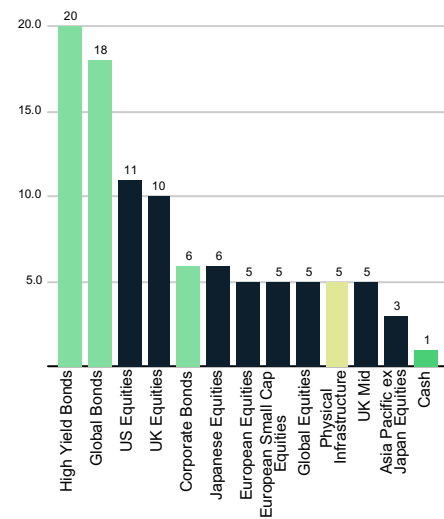
Past performance is not a guide to future performance. The value of investments and any income from them can fall, this may in part be due to currency exchange rate fluctuations. Investors may get back less than invested.

Chart data correct as of 31 May 2024

## Asset allocation %



## Sector breakdown %



## Portfolio holdings and sector breakdown %

Model Security Name	ASPIM Sector	Port. Weight
Aegon High Yield Bond B Inc	High Yield Bonds	15.00
Atlantic House Defined Returns I Distribution 4%	UK Equities	5.00
Atlantic House Dynamic Duration Class D Dis GBP	Global Bonds	9.00
Aviva Inv Global Equity Income 4	Global Equities	5.00
Cash	Cash	1.00
Fidelity Index Japan P Inc	Japanese Equities	6.00
Fidelity Index US P Inc	US Equities	5.00
IFSL Marlborough European Special Situations P Inc	European Small Cap Equities	5.00
iShares Mid Cap UK Equity Index (UK) D Inc	UK Mid	5.00
L&G Pacific Index Trust I Inc	Asia Pacific ex Japan Equities	3.00
M&G Global Listed Infrastructure I Inc	Physical Infrastructure	5.00
Man GLG High Yield Opportunities Professional D	High Yield Bonds	5.00
Premier Miton Corporate Bond Monthly Income C Inc GBP	Corporate Bonds	3.00
Royal London Corporate Bond Z Inc	Corporate Bonds	3.00
Schroder US Equity Income Maximiser Z Inc	US Equities	6.00
Vanguard FTSE Developed Europe ex-UK Equity Index Inc GBP	European Equities	5.00
Vanguard FTSE UK Equity Income Index Inc GBP	UK Equities	5.00
Vanguard Global Bond Index Hedged Inc GBP	Global Bonds	9.00

## Important information and risk warnings

\*The ongoing cost figure represents the cost of the management of the portfolio including underlying fund ongoing charges and discretionary management charge. Funds can also experience other costs associated with trading the underlying securities which may be disclosed separately on valuations. These are estimates however and no additional fee is earned in association with these charges. The source of this data is FactSet.

### Key risks

It is the responsibility of the adviser to select the correct model appropriate for the client's time horizon and objective. Financial advisers must satisfy themselves that the funds' current asset allocations reflect the risk/return expectations of the funds when mapped. Albemarle's model portfolios are mapped against a selection of third-party risk profiling tools to aid advisers as part of suitability assessments for clients. The methodology and results of third-party risk profiling tools are not undertaken by Albemarle Street Partners.

### Medium Risk

This would be appropriate for an investor who is willing to take moderate risk to achieve their investment goals, achieving a capital return above inflation. The investor is willing to accept moderate fluctuations in the value of their portfolio over the long-term.

© 2024 ASPIM All Rights Reserved. For the avoidance of doubt the discretionary fund manager of this portfolio is Atlantic House Investments Limited \*The ongoing cost figure represents the cost of the management of the portfolio including underlying fund ongoing charges and discretionary management charge. Funds can also experience other costs associated with trading the underlying securities which may be disclosed separately on valuations. These are estimates however and no additional fee is earned in association with these charges. The source of this data is Factset. Fund performance is calculated bid to bid net of all charges with income reinvested at the payment date. The source for the performance data from inception until 1st October 2023 is Bloomberg, with anything following this date provided by Factset. Past performance is not a guide to future performance. The value of investments and any income from them can fall and you may get back less than you invested. (1) The information, data, analyses, and opinions contained herein (2) include the proprietary information of Albemarle Street Partners, (3) may not be copied or redistributed without prior permission (4) do not constitute investment advice offered by Albemarle Street Partners or any associated parties (5) are provided solely for informational purposes and therefore are not an offer to buy or sell a security, and (6) are not warranted to be correct, complete, or accurate. Albemarle Street Partners shall not be responsible for any trading decisions, damages, or other losses resulting from, or related to, this information, data, analyses, or opinions or their use. (7) is intended for use by professional investors only. (8) ©Albemarle Street Partners 2024. All rights reserved. Albemarle Street Partners is a trading name of Atlantic House Investments Limited (AHI). AHI is a Private Limited Company registered in England and Wales. Registration Number: 11962808. Registered Office address: One Eleven, Edmund Street, Birmingham, West Midlands, B3 2HJ. Authorised and regulated by the Financial Conduct Authority. FRN 931264.